


# **BUR OAK SECONDARY SCHOOL**

**COURSE SELECTION 2024-2025**  
**For students entering grade 11**



# Agenda

1. Considerations during Course Selection
2. The Grade 11 Program - Pathway Planning
  - English & Math
  - Planning for Groups 1, 2 & 3
  - Exploring Gr. 11 Electives
  - Experiential Learning
3. What does Gr. 12 need to look like (Pre-Requisites??)
4. Mental Health & Well Being
5. Final Thoughts



# Things to consider when choosing your courses



# WHO AM I?

Putting  
it all  
Together



## When making your decisions, consider your:

- ▶ Academic strengths and challenges
- ▶ Results of your Careers Studies inventories
- ▶ School activities, clubs or teams
- ▶ Interests and hobbies
- ▶ Part-time work or volunteer work
- ▶ Visit the YRDSB Secondary School Programs and Opportunities - by Sector [website](#) for career information and high school planning

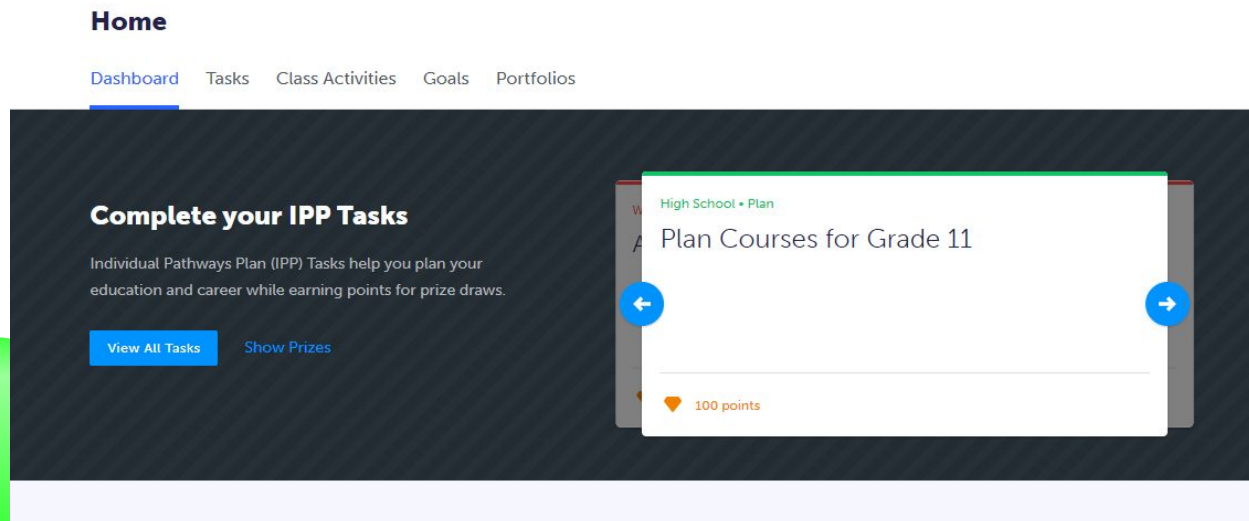
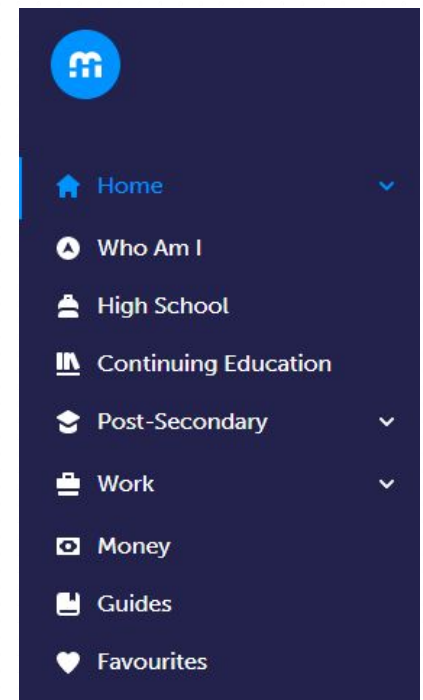
# WHO AM I? continued...

## ▶ Individual Pathways Plan (IPP)

▶ myBlueprint

▶ Dashboard


▶ “Complete your IPP Tasks”



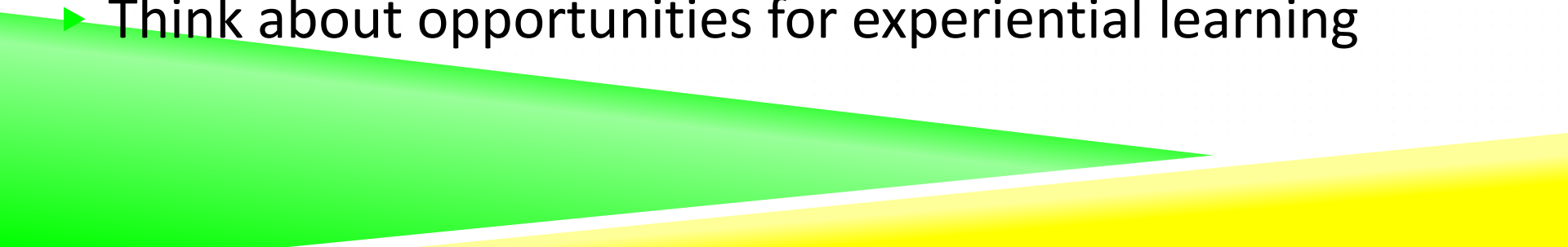
# DIPLOMA REQUIREMENTS



# 34 CREDIT THRESHOLD

- ▶ Most students graduate in four years with 30 credits
    - ▶ In your first 4 years you may earn as many credits as you like before you graduate with your O.S.S.D.
  - ▶ Once you receive your O.S.S.D., you can continue in high school up to 34 credits
    - ▶ After 34 credits, you may earn more credits in other ways (night school, e-learning)
  - ▶ There are some exceptions made for students with IEP or who have taken core ESL courses
- 

# COURSE SELECTION STRATEGY?

- ▶ Prerequisite planning—design backwards
  - ▶ Think ahead and research a variety of postsecondary plans for informed choices
    - ▶ Apprenticeship
    - ▶ Diploma (College)
    - ▶ College to University Transition
    - ▶ Degree (College or University)
    - ▶ University followed by post grad certification at college
    - ▶ Workplace
  - ▶ Think about opportunities for experiential learning
- 



# “GET OUT OF THE PASSENGER’S SEAT”

## Many students....

- ▶ Select courses without any thought or research (rock, paper, scissor approach)
- ▶ Take courses that they THINK they need
- ▶ Listen to other people without considering other options
- ▶ Believe “myths” about post secondary destinations

*Put yourself in the DRIVER’S SEAT and consider options that show flexible thinking and creative pathway planning*

# PATHWAY PLANNING



***A GOAL WITHOUT A PLAN IS JUST A WISH.***

# GRADE 11 PROGRAM

## (8 COURSES)

### Compulsory Subjects

#### *English:*

College, University or Workplace

#### *Math:*

College, College/University (M),  
University or Workplace

### Course Levels

Open (O)

College (C)

College/University (M)

University (U)

Workplace (E)

### Elective Subjects

Choose 6 courses

Choose 3 alternatives!!

No spares until you have  
finished 24 credits!

# ENGLISH PATHWAYS

Grade 10 Applied  
English

- Grade 10 Academic OR
- Grade 11 College

Grade 10  
Academic English

- Grade 11 College OR
- Grade 11 University

Grade 10 Locally  
Developed

- Grade 11 Workplace

# **NBE3U/3C - Grade 11 English**

**Understanding Contemporary First Nations, Metis, and Inuit Voices.** This course emphasizes the development of literacy, critical thinking, and communication skills through the study of works in English by Aboriginal writers.

**ALL GRADE 11's WILL TAKE NBE AS THEIR ENGLISH  
CREDIT**



# MATH PATHWAYS

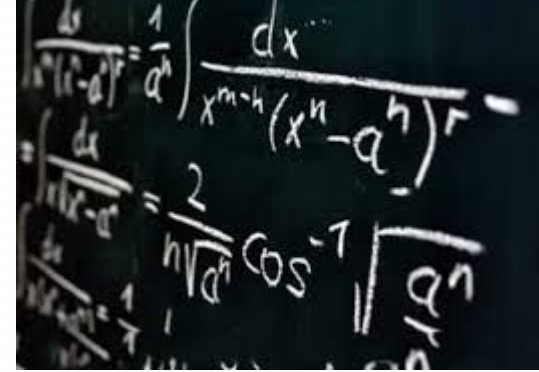
**Grade 10  
Academic  
Math**

- Grade 11 C
- Grade 11 M
- Grade 11 U

*Not always this straight forward.....think outside the box!*



# MATHEMATICS




- ▶ Mathematics for Everyday Life – MEL3E
- ▶ Foundations for College Math – MBF3C
- ▶ Functions and Applications – MCF3M
- ▶ Functions – MCR3U
- ▶ Pre-AP Functions – MCR3UE\*

\* speak with math teacher

**Have you finished the Groups?**

**COMPULSORY  
CREDITS**






# GROUP ONE




- ▶ **Additional English (E): Presentation Skills, Media Studies - Conspiracy Theories**
- ▶ **Third Language (L): Spanish, Cantonese, Tamil etc.**
- ▶ **French as a second language (F) (in ADDITION to grade 9 French)**
- ▶ **Social Science and Humanities(H): any Family Studies or Philosophy courses**
- ▶ **Canadian and World Studies (C): History, Geography and Law**
- ▶ **Cooperative Education**


# GROUP TWO

- ▶ **Physical Education (P): Personal Fitness, Active and Healthy Living**
  - ▶ **Additional Arts (A): Drama, Music, Visual Art, Media Arts**
  - ▶ **Business Studies (B)--any grade or level**
  - ▶ **French as second language (F) (in ADDITION to grade 9 French)**
  - ▶ **Cooperative Education**
- 

# GROUP THREE

- ▶ **Third science (S): Environmental, Biology, Chemistry, Physics (College, University or Workplace)**
  - ▶ **Technological Education (T)**
  - ▶ **Computer Studies (ICS)**
  - ▶ **French as second language (F) (in ADDITION to grade 9 French)**
  - ▶ **Cooperative Education**
- 


# **GRADE 11 ELECTIVES**



# ENGLISH Elective

## Presentation and Speaking Skills – EPS30

- ▶ (No experience required)
- ▶ Group One Credit!



## Media Studies: EMS301

- ▶ Prerequisite- ENG2D,ENG2P, ESLEO

# DRAMA (ARTS)

## Drama - Production

- ▶ ADD3M (prerequisite → gr 9 or 10 Drama)





## **MUSIC (ARTS)**

- ▶ **Instrumental (Band) – AMI3M**
- ▶ **Advanced Keyboarding – AMK3M**
- ▶ **Vocal – AMV3M**
- ▶ **Piano Accompaniment – AME3M**
- ▶ **Repertoire – AMR3M1 or AMR3M**

Prerequisite: Grade 9 or 10 music

# VISUAL ARTS

## Visual Arts

- ▶ AVI3M (need grade 9 or 10 Visual Art)

## Media Arts

- ▶ ASM3M (need grade 9 Digital Media or grade 10 Media Art)






# BUSINESS (GROUP 2)



- ▶ **Financial Accounting – BAF3M**
- ▶ **Marketing: Goods, Services, Events – BMI3C**
- ▶ **Entrepreneurship -BDI3C1 (New Course Offering)**

# COMPUTERS

- ▶ Introduction to Computer Science – ICS3U
- ▶ Intro to Computer Programming -- ICS3C



# GEOGRAPHY (GROUP 1)



- ▶ **Regional Geography – CGD3M1**
  - ▶ *Prerequisite Gr 9 Geography*
  - ▶ **Travel and Tourism - CGG301**



# HISTORY (GROUP 1)

- ▶ **Canadian Law – CLU3M**
- ▶ **Ancient Civilizations--CHW3M**
- ▶ **Philosophy – HZB3M\***  
(\*look under Canadian Studies)





# Interdisciplinary Studies

- ▶ **Surviving & Thriving in Today's World -  
IDC30**



# LANGUAGES

▶ **French - FSF3U1**



# **PHYSICAL EDUCATION (GROUP 2)**



## **Personal and Fitness Activities**

PAF30 (ALL-ed)

PAF308 (female), PAF309 (male)

## **Healthy Active Living**

PPL308 (female) or PPL309 (male)

**Students may take 2 P.E. credits in Grade 11 and 12**

# SCIENCE PATHWAYS

<b>Grade 10 APPLIED</b>	<ul style="list-style-type: none"><li>● Biology (SBI3C)</li><li>● Chemistry (SCH4C) 2025-2026</li><li>● Physics (SPH4C) 2024-2025<ul style="list-style-type: none"><li>○ <i>SPH4C &amp; SCH4C are offered alternate years - plan accordingly</i></li></ul></li></ul>
<b>Grade 10 Academic</b>	<ul style="list-style-type: none"><li>● Biology (SBI3C or SBI3U)</li><li>● Chemistry (SCH3U or SCH4C)</li><li>● Physics (SPH3U or SPH4C)</li></ul>

***Beware of the “I need three sciences” misconception.***






# **SOCIAL SCIENCES/FAMILY STUDIES**

**(GROUP 1)**

- ▶ **Intro to Anthropology, Psychology and Sociology – HSP3U1**

## **TECHNOLOGY (GROUP 3)**

- ▶ **Communications Technology – TGJ3M**
- ▶ **Construction Technology – TCJ3C**
- ▶ **Technological Design – TDJ3M**
- ▶ **Hospitality and Tourism – TFJ3C**



Held in the Industrial Kitchen


- ▶ **Health Care – TPJ3M**

Specialized room with hospital beds

- ▶ **Hairstyling and Aesthetics--TXJ3E**

Specialized Cosmetology room

# **EXPERIENTIAL PROGRAMS TO CONSIDER**



# CO-OPERATIVE EDUCATION

- ▶ Combine classroom theory with practical experiences in the workplace
- ▶ Develop knowledge, skills and attitudes
- ▶ Strengthen employability skills and gain work experience
- ▶ Earn credits while exploring opportunities
- ▶ Used as a compulsory courses
- ▶ Can “stand on its own” or be combined with a specialized program (SHSM)



Specialized program that allows students to focus their learning:

- ▶ “Red Seal” on diploma lets employers and postsecondary schools know that you have knowledge, skills, and Industry-recognized qualifications related to a particular career field
- ▶ SHSM programs
  - ▶ Business
  - ▶ Energy
  - ▶ Health and Wellness



# CERTIFICATIONS AND TRAINING

## Examples of certifications

- ▶ Standard First Aid and/or CPR
- ▶ WHMIS – Workplace Hazardous Material Information
- ▶ Coaching – Level 1
- ▶ Non-violent Crisis Intervention Training
- ▶ Conflict Resolution
- ▶ Leadership Training
- ▶ Customer Service Training



# CONTEXTUALIZED LEARNING

- ▶ Specialized activities and/or assignments that are connected to Majors or to the required courses
- ▶ More information through My Blueprint and speaking with a SHSM Lead Teacher/Guidance





**SHSM Questions?**

**Make an appointment with your Guidance Counsellor!**

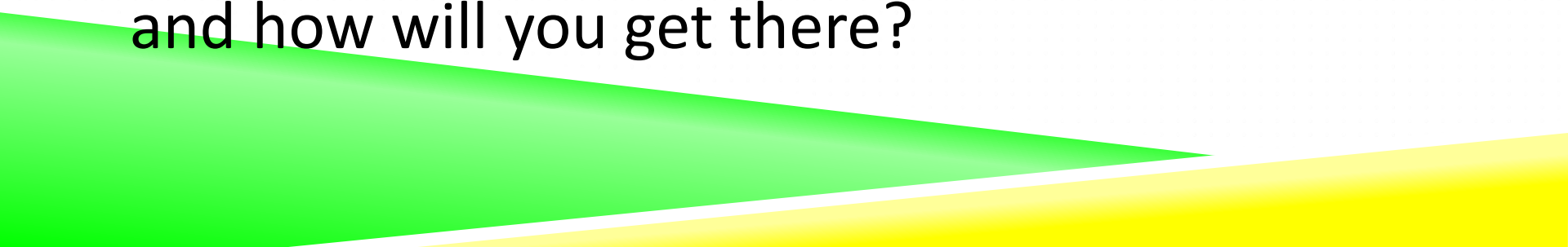






**HOW DO I CHOOSE MY COURSES?**

# Make selections thoughtfully

- ▶ Grade 11 prerequisite for grade 12 course?
  - ▶ Plot out your courses using MyBlueprint/IPP
  - ▶ Check Graduation Tracker
  - ▶ Include courses you may “enjoy” or balance
  - ▶ Design backwards. What is your post-secondary pathway? What do you need and how will you get there?
- 

**Go to** Bur Oak Secondary School website:  
(<http://www.yrdsb.ca/schools/buroak.ss/Pages/default.aspx>)

The screenshot shows the homepage of the York Region District School Board. At the top left is the logo for York Region District School Board. To its right is the slogan "Inspire Learning!". On the far right of the header, there are links for "Careers", "Newsroom", "Contact Us", "Feedback", and "BWW Login". Below these links is a "Staff" dropdown menu set to "--Select an Application--" and a "Google Custom Search" box with a "Search" button. A navigation menu below the header includes "Home", "About Us", "Board of Trustees", "Schools", "Programs & Services", "Students", "Parents", and "Community". A "You Are Here" breadcrumb trail shows "Home". On the right side, there is a "Google Translate" button and an "Online Tools" section. The "Online Tools" section contains three boxes: "Student Tools & Resources", "my PATHWAY planner" (with a sub-link for "Individual Pathways Plan & Online Course Selection"), and "School Year Calendar" (with sub-links for "Elementary & Secondary Learning Calendars"). On the left side, there are two "Message from the Chair" and "Message from the Director" boxes, each with a photo and name. A red arrow points from the "my PATHWAY planner" box to the "Login" text below.

**Login**

**Will redirect to**

**MyBlueprint**

The screenshot shows the login page for the my PATHWAY planner. At the top is the logo for my PATHWAY planner. Below the logo is the text "Please login below to access MyPathwayPlanner". There are three input fields: "Domain:" with a dropdown menu set to "EDU (Students and Teachers)", "User name:", and "Password:". Each input field has a red asterisk to its right. At the bottom right is a "Login" button.

# INDIVIDUAL PATHWAY PLAN

## Helps you to:

- ▶ Plan and track your courses
- ▶ Identify your strengths, skills and interests (*Skills, Career Matchmaker, Learning Style*)
- ▶ Explore occupations by cluster or subject group (Job description, education requirement, salary, etc.)
- ▶ Research post-secondary destinations
- ▶ Set goals




# My Blueprint IPP Activities (Dashboard)

## Home

[Dashboard](#) [Tasks](#) [Classes](#) [Goals](#) [Portfolios](#)

### Complete your IPP Tasks

 29%


Individual Pathways Plan (IPP) Tasks help you plan your education and career while earning points for prize draws.

[View All Tasks](#)

[Show Prizes](#)

Home • Goals

### Add 2 Goals

 100 points

High School Progress

**Bur Oak S.S.**

30 credits until graduation



PORTFOLIOS

# Many activities to try for IPP

Student Account

Gr. 10 200 points

## Who Am I

Surveys Match Results

### Surveys

**Learning Styles**

How do you use your brain? Do you remember what you read? Are you good at remembering names? Each of us has a different learning style. What's yours?

Start Survey

### Personality

You are a unique individual; but we all have personality traits that are similar to others. Understand your personality to find opportunities that fit your type well.

Start Survey

### Progress

Learning Styles	✓
Personality	✓
Interests	✓
Knowledge	🔒
Motivations	🔒
Compatibility	0

# High School: “Plan” and “Courses”

The screenshot displays a student account interface. On the left is a dark blue sidebar with a navigation menu. The main content area is titled 'High School' and has two tabs: 'Plan' and 'Courses', with 'Courses' being the active tab. A red arrow points from the 'High School' menu item in the sidebar to the 'High School' title in the main content area. The 'Courses' section includes a school selection dropdown (Bur Oak S.S.), filter options for 'Grade' and 'Discipline', and a search bar. Below these are several expandable course categories.

Student Account

Gr. 9 ▾

High School

Plan Courses

Bur Oak S.S. ▾

Filters

Grade ▾

Discipline ▾

Search Courses...

- Arts
- Business Studies
- Canadian and World Studies
- Career Studies/Civics
- Computer Studies
- Cooperative Education
- Dual Credit



- Home
- Who Am I
- High School
- Post-Secondary
- Work
- Money
- Guides
- Favourites

## High School

Plan Courses

Bur Oak S.S.

Filters

Grade

Discipline

Search Courses...

- Arts
- Business Studies
- Canadian and World Studies
- Career Studies/Civics
- Computer Studies
- Cooperative Education
- Dual Credit

Courses will show Disciplines (not departments)

You can filter by grade

Plan will take you to Course Selection Planner



# Click: Plan to “Add courses”

Official High School Plan ● [Course Calendar](#) [View Plans](#) **Graduation Indicator**

✖ Your courses are **Not Submitted**

**1** Step 1 Add Courses   **2** Step 2 Review Courses   **3** Step 3 Submit Courses

Grade 9 Next Year	Grade 10 Plan Ahead	Grade 11 Plan Ahead	Grade 12 Plan Ahead
+ English	+ English	+ English	+ English
+ Mathematics	+ Mathematics	+ Mathematics	+ Course
+ Science	+ Science	+ Course	+ Course
+ Geography	+ History	+ Course	+ Course
+ Arts	+ Civics	+ Course	+ Course
+ Health and Physical ...	+ Careers	+ Course	+ Course
+ Course	+ Course	+ Course	
+ Course	+ Course	+ Course	

**Graduation Indicator**

Planned \_\_\_\_\_ 0  
Earned \_\_\_\_\_ 0  
Required \_\_\_\_\_ 0/30  
Total Credits \_\_\_\_\_ 0

[View Progress](#)

**Pathway Eligibility**

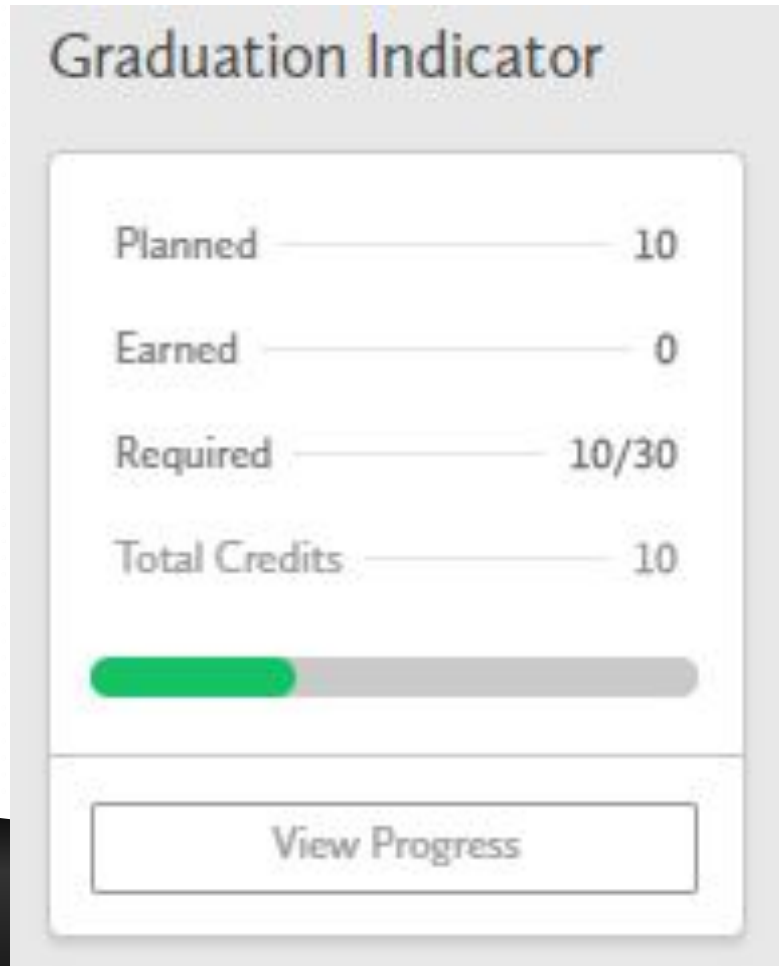
Apprenticeship \_\_\_\_\_ 0  
College \_\_\_\_\_ 0  
University \_\_\_\_\_ 0  
Workplace \_\_\_\_\_ 0

**Grade 11 English and Math should be added**

**Check for missing “Groups”**

**Total 8 courses + 3 Alternatives**

# Use your Graduation “Tracker”



**Click on “Graduation Tracker” to see your earned and planned courses**

**Concerns? See a counsellor**


## Graduation Progress

10 Planned	0 Earned	10/30 Required
---------------	-------------	-------------------

Options

### Compulsory 9/18 Credits

<input checked="" type="checkbox"/> 4 Credits in English (1 credit per grade)	2	0	2/4
<input checked="" type="checkbox"/> 1 Credit in French As a Second Language	1	0	1/1
<input checked="" type="checkbox"/> 3 Credits in Mathematics (at least 1 credit in grade 11 or 12)	1	0	1/3
<input checked="" type="checkbox"/> 2 Credits in Science	1	0	1/2
<input checked="" type="checkbox"/> 1 Credit in Arts	1	0	1/1
<input checked="" type="checkbox"/> 1 Credit in Health and Physical Education	1	0	1/1
<input checked="" type="checkbox"/> 0.5 Credit in Civics	0	0	0/0.5
<input checked="" type="checkbox"/> 0.5 Credit in Guidance and Career Education	0	0	0/0.5
<input checked="" type="checkbox"/> 1 Credit in History	0	0	0/1
<input checked="" type="checkbox"/> 1 Credit in Geography	1	0	1/1
<input checked="" type="checkbox"/> Group 1 - 1 Credit in English or French As a Second Language or Classical Studies and International Languages or Social Sciences and Humanities or Canadian and World Studies or Guidance and Career Education or Cooperative Education or Native Languages	0	0	0/1



**View what credits you have earned and still need to complete for your OSSD**

# Review your Course Selection

Official High School Plan [Course Calendar](#) [View Plans](#)

✖ Your courses are **Not Submitted**

**1** Step 1 Add Courses   **2** Step 2 Review Courses   **3** Step 3 Submit Courses ➔ [Review Course Selections](#)

Grade 9 Next Year	Grade 10 Plan Ahead	Grade 11 Plan Ahead	Grade 12 Plan Ahead
English ENGD1 • 1 Credit	+ English	+ English	+ English
Foundations of Mathe... MFM1P1 • 1 Credit	+ Mathematics	+ Mathematics	+ Course
Science SNC1D1 • 1 Credit	+ Science	+ Course	+ Course
Learning Strategies I - ... GLS1O1 • 1 Credit	+ History	+ Course	+ Course
Dance ATC1O1 • 1 Credit	+ Civics	+ Course	+ Course
Healthy Active Living ... PPL1OM • 1 Credit	+ Careers	+ Course	+ Course
Food and Nutrition HFN1O1 • 1 Credit	+ Course	+ Course	
Issues in Canadian Ge... CGC1D1 • 1 Credit	+ Course	+ Course	

### Graduation Indicator

Planned \_\_\_\_\_ 8  
Earned \_\_\_\_\_ 0  
Required \_\_\_\_\_ 8/30  
Total Credits \_\_\_\_\_ 8

[View Progress](#)

### Pathway Eligibility

Apprenticeship \_\_\_\_\_ 2  
College \_\_\_\_\_ 0  
University \_\_\_\_\_ 0  
Workplace \_\_\_\_\_ 0

# Online Courses???


- ▶ Opt-out?
- ▶ Let's take a look together now!



Grade 11 Next Year
+ Online Learning Opt-out
+ English
+ Mathematics
+ Course
+ Course
+ Course
+ Course
+ Course

# Check for any issues

## Review Courses

 Review your course selections before submitting. Once submitted, you can no longer make changes in myBlueprint.








 Step 1  
Add Courses

 Step 2  
Review Courses

 Step 3  
Submit Courses

[Submit Course Selections](#)

### 1 Review Course Selections

	ENG1D1 English	No Issues
	MFM1P1 Foundations of Mathematics	No Issues
	SNC1D1 Science	No Issues
	GLS1O1 Learning Strategies I - Skills for Success in Secondary School	No Issues
	ATC1O1 Dance	No Issues
	PPL1OM Healthy Active Living Education	No Issues
	HFN1O1 Food and Nutrition	No Issues

# Submit your choices

## Submission Details

! Print Sign-Off Sheet and return signed copy to your school

Step 1 Add Courses    Step 2 Review Courses    **Step 3 Submit Courses**

Print Sign-Off Sheet

### Success

Your course selections have been submitted to your Counsellor for review. Please print the Sign-Off Sheet and return the signed copy to your school.

**Note:** Speak to your Counsellor to discuss any changes that you wish to make to your Course Selections

[Back to High School](#)

**Ensure you insert your parents  
email address at the end.  
Parents MUST approve course  
selection.**

**Course Selection closes on  
Feb 23th by 4pm**




# COURSE SELECTION TIPS

- ▶ Suggest minimum 70% in an academic course recommended to take a “U” level course in Grade 11
- ▶ Ask your subject teachers for recommendation
- ▶ Look at prerequisites for Grade 12 courses
- ▶ Think about “reach aheads” in alternating courses
- ▶ Think about your work habits and choose courses accordingly
- ▶ Try new courses that you are interested in exploring further



# DECISIONS AND DISCUSSIONS

- ▶ **ISSUE** = WARNING! you do not appear to have the prerequisite and should see a counsellor
  - ▶ Select all courses you require, including those you think you might attempt at summer school
  - ▶ Put thought into selecting your alternates - you may be scheduled with these courses!
- 

# COURSE AVAILABILITY



- ▶ Allocation of classes is based on the number of students who select the course
- ▶ Course will only run if enough students select them in February (be sure to select the courses you wish to take)
- ▶ Flexibility to switch your courses decreases once the timetable has been built



- OR Whoops! Selected the wrong level
- Course Verification in April
- Course changes in September are subject to availability and based on educational reasons

# Summer School

- Reinforcement: designed for students who have failed a course and need to recover it--2 weeks in July. This is only offered for certain courses.

OR

- Acceleration: there may be a recommendation that you repeat the whole course (need to repeat at BOSS)
- Other courses taken at summer school must be pre-approved by the Guidance Department and the Principal
- Registration will begin in April – **listen for announcements**

# Summer School

- If you are thinking about taking a summer school, you still **MUST** choose it on your course selection as summer school is not guaranteed.
- Please give us a heads up if you are considering summer school - there will be a Google Form link in myBlueprint during course selection

# FINAL THOUGHTS...



- ▶ Do your research! Complete pre-planning activities
- ▶ Ensure you have had all the necessary conversations. Parents, teachers, guidance.
- ▶ Think of alternate credits, that info could help ensure you get a full timetable
- ▶ Complete your course selection and submit electronically before **Feb 23th at 4pm**

# Questions?

## How to Connect with Guidance

1. Please continue to check the Bur Oak Guidance Classroom.
  2. Connect with your Counsellor! Bur Oak Guidance website, book an appointment using their bit.ly
  3. Course Fair next **Thursday Feb 15th**
  4. Please tuck in your chairs
- 